



GLOUCESTER COUNTY SWIMMING CHAMPIONSHIPS

EVENT BRIEFING

Introduction

Welcome to the Gloucester County Swimming Championships. Now that the COVID restrictions are over we have been working very hard to bring you an event that mirrors as much as possible the high-quality we achieved last year with a re-invigorated focus on the value of Championship finals.

You must read the information provided in this guide carefully as it includes some very important information which you must understand before the event. It covers everything you need to know about attending the event and the processes and procedures.

We will be using part of the spectator gallery and poolside to house the clubs and swimmers. All clubs and swimmers should be able to see the pool and racing and have sufficient space to be seated.

We are delighted to be able to return to hosting spectators, a swim shop and bespoke merchandise.

We wish you the very best of luck with your remaining days of training and of course hope the racing goes well.

If you have any questions, please don't hesitate to contact us by email at gcasachampionshipentries@gmail.com.

General

There will be spectators at the event sharing the balcony space with some of the clubs and swimmers. Spectator entry will be charged at £3 per session with no concessions. Entry is by card payment only no cash handling will be available.

Spectator seating is limited due to trying to accept as many entries as possible. To ensure seating availability for all it is recommended that only one spectator is present per swimmer.

All swimmers and club staff must remain in their respective club areas for the duration of a session including session breaks.

Swimmers and any swimmer support staff must follow the one-way flow systems in place around the venue for marshalling and pool exit.

The [Event Programme](#) is available on the County website at:

<https://swimming.box.com/s/1g0lg94pjcwpm4pmyy0cncmqk95rsc8>

Arrival at the Venue

Clubs are responsible for ensuring their staff and swimmers are fit and healthy. All adults and swimmers must not attend if they have any symptoms of illness.

Clubs should consider the safeguarding requirements for swimmers entering and leaving the venue.

During the Meet

All clubs will be allocated a club area with sufficient seating for their participants. Club areas will be the same for all sessions.

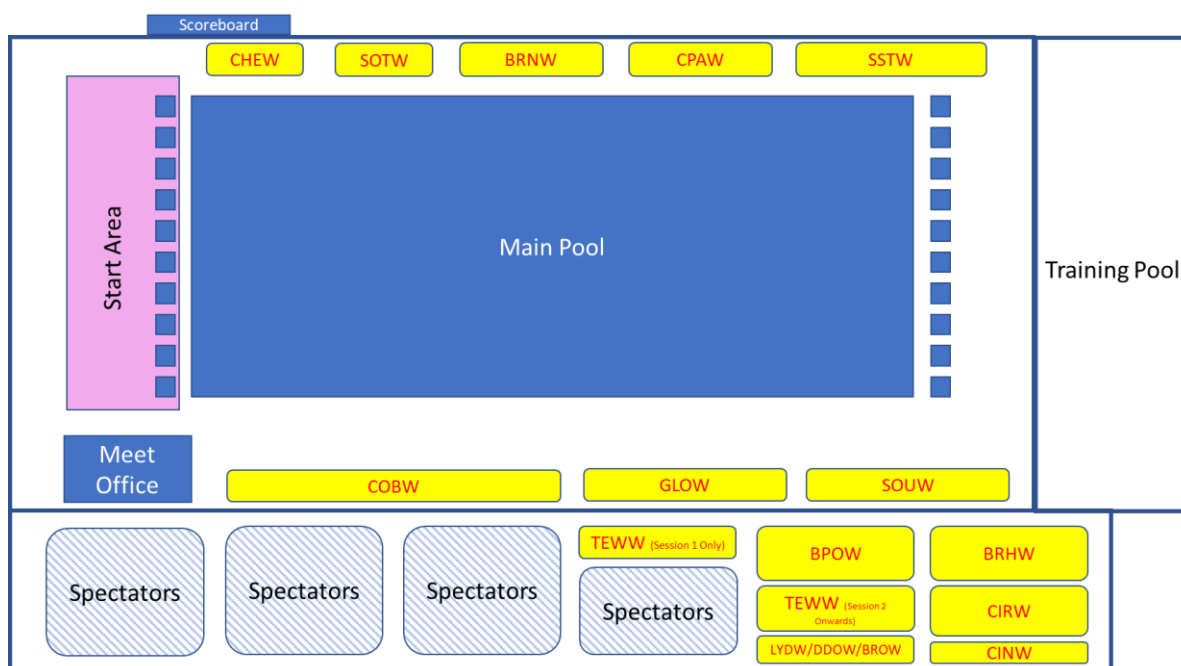


Fig 1 - Club Area Allocations

Club staff, Coaches, and Competitors must stay in their respective club areas for the duration of the sessions.

Personal items, such as water bottles, training and officiating equipment, medicines, should be for personal use only, not shared, and clearly labelled where possible.

Warmups

The warmups for each session are the same. There are 4 x 15 min warmup periods and clubs will be allocated lanes in one warm-up period. Each warmup period will be sub-divided into 2 x 15 mins periods with the last 5 minutes assigned to starts. Lanes 0, 2, 4, 6 and 8 will start their warmup from the scoreboard end of the pool and odd numbered lanes will start at the teaching pool end. Backstroke ledges will be available at all the lanes for sessions with backstroke events.

It will be up to each club to self-manage their warmup lanes and times to ensure all their swimmers get an appropriate warmup. Clubs will be allowed 2 coaches per lane on poolside for the warmups and it will be their responsibility to ensure there is no congregation of swimmers in the water at the end of lanes, and that the number of swimmers in a lane at any one time does not exceed 15.

During the starts periods exit from the pool must be from the 25m mark and swimmers must not cross lanes at the starting ends.

Warm Up 1 – 30 Minutes

Bristol North
Bristol Penguins
Bristol Penguins
Southwold
Cheltenham Swimming and Water Polo Club
Cinderford (15 Mins) Dursley and Lydney (15 Mins)
City of Bristol
City of Bristol
City of Bristol
City of Bristol (15 Mins) Para Swimmers (15 Mins)

Warm Up 2 – 30 Minutes

Cheltenham Phoenix
Bristol Henleaze
Soundwell
Soundwell
Brockworth (15 Mins) Tewkesbury (15 Mins)
Sevenside Tritons
Sevenside Tritons
Gloucester City
Gloucester City
Cirencester

To keep the poolside area clear, no additional personal equipment is allowed to be brought for the warmup eg drinks bottles, kickboards, fins, paddles, snorkels etc.

Swimmers located on the balcony must transit to/from the pool in a dry state in T-shirt and shoes and with a towel.

Swimmer clothing and kit on the poolside should be placed in a personal draw string bag or similar

Preparing for Races and One-way Systems

The changing area will be open for swimmers to change but will be controlled so there is no congregation of swimmers. Once changed swimmers should proceed to their club areas.

Mobile phones must not be used in the changing area under any circumstances. Swimmers found using mobile phones in the changing area may be ejected from the meet.

Swimmers located on the balcony must transit to/from the pool in a dry state in T-shirt and shoes and with a towel.

Swimmers must bring a drawstring bag or similar sufficient to contain all their clothing and equipment whilst racing or during warm up.

All swimmers must report to marshalling reception which is in the Leisure Centre creche. This room will be clearly marked and is adjacent to the leisure centre reception desks. Swimmers will be directed for their races through a one-way system down the non-balcony side of the pool.

Clubs must carefully control the flow of swimmers to the marshalling reception in the Leisure Centre creche to avoid overcrowding and congestion, taking direction from the announcer.

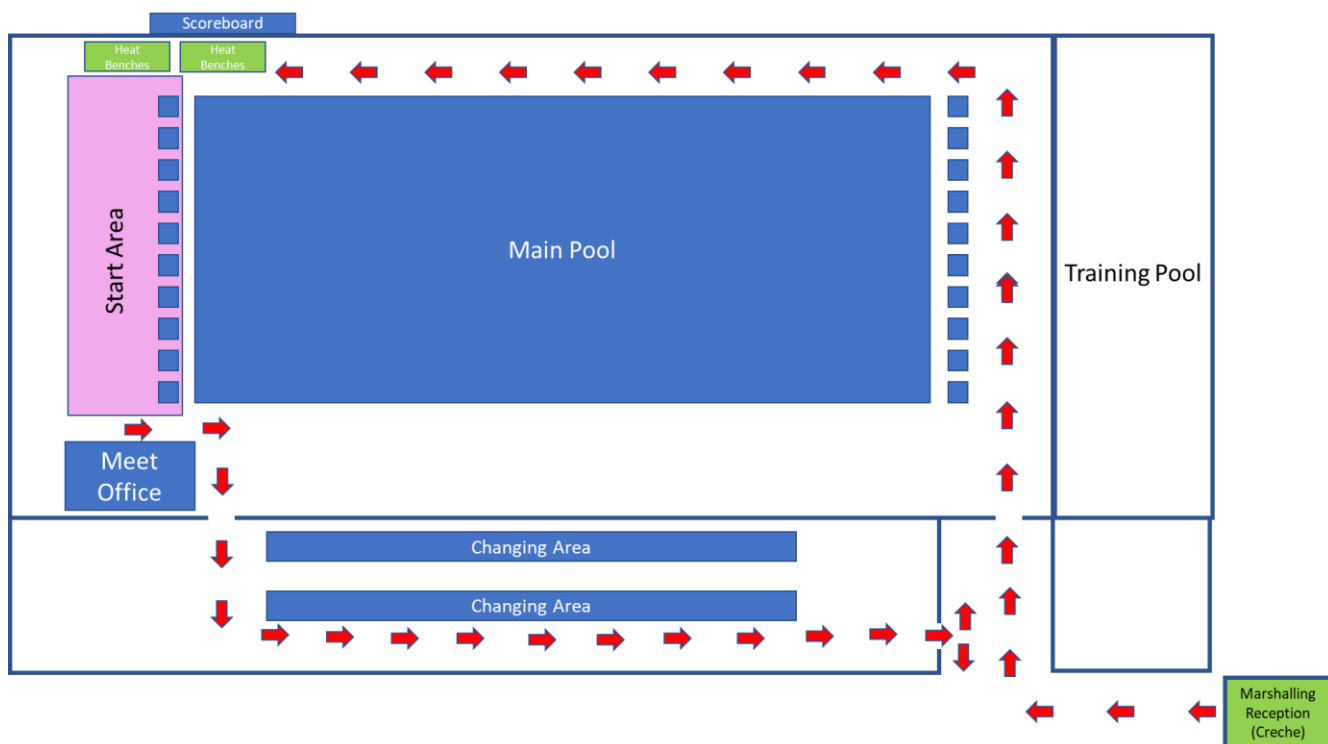


Fig 2 - One Way Systems

Races

Competitors will leave their belongings behind their respective lane in the start area in their drawstring bag or similar in the box provided.

Races will be over the top starts where possible. At the end of a race, swimmers will exit the pool, collect their belongings, and leave the pool area via the one-way pool exit system through the changing room.


Swimmers situated on the scoreboard side of the pool must exit poolside through the changing rooms before returning to their club areas.

Post Heat Finalist Swimmer Warmups

Swimmers who have qualified for finals can access the allocated break periods that will be held once all heats have finished.

Results, Medals and Trophies

Paper results will not be available to view at the venue. Live results will be available via the Meet Mobile application. Which is in the Google Play and Apple App store for a small annual fee.



<https://play.google.com/store/apps/details?id=com.active.aps.meetmobile&gl=GB>

<https://apps.apple.com/gb/app/meet-mobile-swim/id422154977>

The meet staff will endeavour to keep the results as live and up to date as possible throughout the sessions.

There will be some presentations of awards for County Champions and Championship finals. All other awards can be collected from the medals table located near the entrance to the pool on the ground floor.

Event Merchandise

Event merchandise in the form of polo tops, t-shirts and hats are provided by Fine Designs. There will be a Fine Designs stand at the venue for all sessions, where pre-ordered items can be collected, and additional items customised and purchased. Pre-orders can be made on-line at <https://www.finedesignsuk.com/step-2-gloucester-county-championships-2023> and collected at the Event.

Event Photography

There will be a professional sports photographer (Mickaël Malaper) attending who will be taking photographs of swimmers throughout the event. Photos will be on-line approximately 48 to 72 hours following an event. The link to the photo gallery is <https://malaperphotography.instaproofs.com/countiesglos2023> and the password is "GlosASA23". No photographs will be made publicly available without consent of individuals.

End of the Sessions

It is the responsibility of the clubs to ensure their swimmers leave the venue safely at the end of sessions, without congregating within or immediately outside the venue, and are safely returned to their parents.